

AAGPS CRICKET POINTSCORES 2015-16
 (as at end of Round 6)

1st XI





	Team	Played	Won	Drawn	Lost	Bonus Points	Points
1	St. Ignatius	6	6	0	0	2	38
2	Scots College	6	5	0	1	0	30
3	Shore	6	4	0	2	0	24
4	Kings	6	3	0	3	4	22
5	Sydney Boys High School	6	2	0	4	0	12
6	Newington	6	2	0	4	0	12
7	Sydney Grammar	6	1	0	5	0	6
8	St. Josephs	6	1	0	5	0	6

2nd XI

	Team	Played	Won	Drawn	Lost	Bonus Points	Points
1	Shore	6	5	0	1	6	36
2	Newington	6	5	0	1	4	34
3	St. Ignatius	6	4	0	2	2	26
4	Kings	6	3	0	3	2	20
5	Scots College	6	2	1	3	2	16
6	Sydney Grammar	6	2	0	4	0	12
7	St. Josephs	6	1	2	3	0	10
8	Sydney Boys High School	6	0	1	5	0	2

Points	Win Outright	8
	Win First Innings	6
	Draw	2
	Lost	0
	Bonus Points	2 (e.g. BP Win = 8)

	Round 1		Round 2		Round 3		Round 4	
1st XI	E	TKS	SGS	E	TKS	SIC	TKS	SJC
	SGS	SJC	SIC	NC	E	NC	SIC	SGS
	NC	SBHS	SBHS	TKS	SBHS	SJC	NC	TSC
	SIC	TSC	SJC	TSC	TSC	SGS	E	SBHS
2nd XI	TKS	E	E	SGS	SIC	TKS	SJC	TKS
	SJC	SGS	NC	SIC	E	NC	SGS	SIC
	SBHS	NC	TKS	SBHS	SJC	SBHS	TSC	NC
	TSC	SIC	TSC	SJC	SGS	TSC	SBHS	E
1st XI	Round 5		Round 6					
	TKS	NC	NC	SGS				
	SBHS	SGS	TSC	TKS				
	SJC	SIC	SIC	SBHS				
2nd XI	TSC	E	Shore	SJC				
	NC	TKS	SGS	NC				
	SGS	SBHS	TSC	TKS				
	SIC	SJC	SIC	SBHS				
	E	TSC	Shore	SJC				

	Win
	Bonus Point Win
	Draw/Play Abandoned
	No Result Obtained

